

Mneme - Assignments, Tests and Surveys (AT&S)

Version 1.2, Milestone 7

Release Notes, By Vivie Sinou, Etudes, Inc.
Friday, November 27, 2009 5:00 AM



New Feature



Enhancement



Fix

New Features



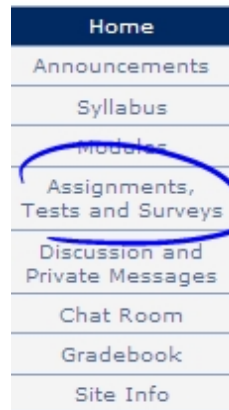
Move "Assessments" action link to first place in menu bar

Authoring pools is not a prerequisite to publishing assessments; thus, "Question Pools" is now moved to second place on the menu bar. Assessments, where you land, is listed first.



Rename tool label from TT&S to "Assignments, Tests and Surveys" (AT&S)



As there will no longer be two tools overlapping in functionality, TT&S has been renamed "Assignments, Tests and Surveys" (AT&S). This is an intuitive label for students to find quickly where they have to go to submit assignments, take tests or complete surveys.



Add ability to author and add questions to assessments from the Assessments view

Instructors can now author questions on-the-fly when adding assignments, tests or surveys under Assessments, by clicking on 'Add' questions. No need to author questions in pools first.

Edit Assessment

 Done  Save

Type


Test


Assignment

Survey






Title

Essay #1




 Edit Instructions

 Manage Parts

Questions

 Add  Select  Draw  Move To Part  Remove


Note that the ability to select questions from existing pools or to draw questions randomly from pools has been preserved. You now have a third option: to author / add questions.

-
-  **Auto-pool for assessments** When you author questions for brand new assignments, tests or surveys from the assessment view, AT&S creates a pool for you, automatically, and places them there. The title of the auto-pool is the same as the title of your assessment.
-
-  **Default question type selected based on assessment type** When you click on "Add" to author a new question in your assessments, depending on what assessment you are working with, AT&S will present you with default choices that hopefully will make your workflow more efficient.
- If you are authoring a test, upon Add, the default question type presented is multiple-choice.
 - If you are authoring an assignment, upon Add, the default question type presented is 'essay'.
 - If you are authoring a survey, upon Add, the default question type presented is 'likert-scale'.
- You may change these question types at any time. Upon clicking "Add another" question, AT&S knows what you authored just prior to it, and will present the same question type.
-
-  **Combine "Manual" and "Draw" assessment parts into a single "Hybrid" part** Previously, instructors could have two parts in assessments: a) manual (where you picked specific questions from pools) or b) draw (where you selected a number of questions in one or more pools to be presented randomly to students).
- In AT&S, you may author new, pick manually specific questions from your pools, and have random draws from one or more pools - all in one part. In the below example, I am asking AT&S to draw randomly 5 questions from two different pools and to present all students with two specific questions. Also, note that you can tell AT&S the order (see drop-down digits) that you want the draws and specific questions to be presented to students .

Questions

<input type="checkbox"/>	Order	Description	Type	Pool	Count	Points
Part 1						
<input type="checkbox"/>	1	Random Draw	Draw	Quiz 1 - E-Learn	5	5.0
<input type="checkbox"/>	2	According to System Requirements, 99% of problems are due to: (there is one BEST answer)	Multiple Choice	Quiz 1 Question Bank	1	1.0
<input type="checkbox"/>	3	An instructor may choose to use Chat for office hours.	True / False	Quiz 1 Question Bank	1	1.0
<input type="checkbox"/>	4	Random Draw	Draw	Quiz 2 - E-Learn	5	5.0

Total Questions: 12
Total Points: 12.0

 **Allow changing the point value of questions for a specific assessment**

If you have authored questions in pools and you have assigned them point values, when you use these questions in your assessments, the point values from your pools are assigned to the questions by default.

However, in AT&S, you can now override the point value of questions for a specific assessment, overriding the point value you had set originally in pools! Note that the fields in the "Points" column are editable. As long as your assessment is not published / locked to changes, you can change the points for your questions.

Questions

<input type="checkbox"/>	Order	Description	Type	Pool	Count	Points
Part 1						
<input type="checkbox"/>	1	Random Draw	Draw	Quiz 1 - E-Learn	5	20
<input type="checkbox"/>	2	According to System Requirements, 99% of problems are due to: (there is one BEST answer)	Multiple Choice	Quiz 1 Question Bank	1	5
<input type="checkbox"/>	3	An instructor may choose to use Chat for office hours.	True / False	Quiz 1 Question Bank	1	5
<input type="checkbox"/>	4	Random Draw	Draw	Quiz 2 - E-Learn	5	20

Total Questions: 12
Total Points: 50

Questions are assigned different point values in assessments.

If you override point values and change your mind and delete them, the default points from the pools will auto-populate the points field.

Allow modifications of questions in Edit Assessment if not locked

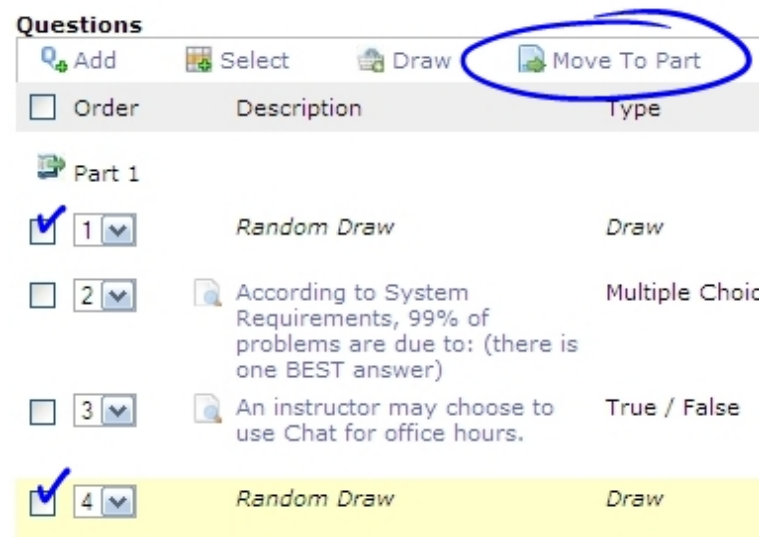
Notice that questions under Edit Assessment are now hot links, like in Question Pools. You may now click on a question and make modifications without having to find it under pools. The changes that you make will propagate automatically in its pool, and in all other assessments where the question is used (if these assessments are not locked).



To make changes to questions in assessments, it must not be locked / preview your assessments (if these assessments are not locked) prior to publishing.

Add ability to move one or more questions (in bulk) from one part to another

You may check individual questions and / or draws and choose to move them into another part. It could be that you designed an assessment without thinking in terms of 'parts' but later wish to group the questions into distinct parts by topic, chapter, difficulty, objective versus essays, etc.



Combine question type selection and editing into a single view

Previously, when you authored questions, it was a two step process. First, you had to choose the question type, and then you were taken to a view to author it. These two views are now combined into one.


When you click on Add a question (under Assessments OR in Question Pools), you get to choose a question type and author it right there. The second half of the screen is populated with the fields for you to author / add it.

 Edit Instructions

Quiz 2

 Instructions for Test: Quiz 2

B *I* U ABC x₂ x² |
 ☰ ☰ ☰ ☰ ☰ ☰ |
 ☰ ☰ ☰ |
 Font family ▾ |
 ☰ ↶ ↷ ↺ ↻ 📄 📁 🌐 😊 Ω HTML

 Instructions for part 1 of 3:

B *I* U ABC x₂ x² |
 ☰ ☰ ☰ ☰ ☰ ☰ |
 ☰ ☰ ☰ |
 Font family ▾ |
 ☰ ↶ ↷ ↺ ↻ 📄 📁 🌐 😊 Ω HTML

and so on...

NOTE: If you have 1-question assessments (i.e. assignments) where there is no need for part instructions, just leave that field blank. No mention of parts will be made in delivery / student view, as a result.



Offer ability to add / select / or draw questions and add them to existing or new parts

When you author, select, or draw questions to add to an assessment, you can choose in WHICH part to put them in at the same time.

🔄 Done ➕ Add Another

For Part

New Part

Part 1

Part 2

Question Type

Multiple Choice

True / False

Essay

Fill In The Blank

Matching

Likert Scale

Task

You don't have to use this feature if you don't want. It's a choice that allows you to group your questions into parts as you author or select or draw them. You can keep clicking Add, Select, Draw, or Add Another, WITHOUT changing the "For Part" selection. By default all questions will be added to Part 1 (pre-created and selected for you).

**Offer "Manage Parts" view**

If you like to group your assessments into parts, you now have a view where you can order parts, title them, or even remove them. To access the "Manage Parts" view, click on its link just below your assessment title.

Type

Test

Assignment

Survey

Title

Mid-Term Exam

Edit Instructions

Manage Parts

Here is a sample "Manage Parts" view:

Manage Parts

Mid-Term Exam

Edit Instructions

Add Delete

<input type="checkbox"/>	Order	Title	Shuffle	Summary	Points
<input type="checkbox"/>	1	Objective Part	<input checked="" type="checkbox"/>	12 questions, 1 draw, 2 selections	50.0
<input type="checkbox"/>	2	Essay Part	<input type="checkbox"/>	2 questions, 0 draws, 2 selections	150.0

Done Save

Under Manage Parts, you can see how many points each part is worth and how many questions it has.

Additionally, you can **(re)order the parts**, you can edit / add titles for your parts, and you can delete them. You may leave part titles blank. If you do so, they will be simply listed as Part 1, Part 2, etc. in delivery / student view. If you delete a part, the part and its questions will be removed from your assessment! This is not a 'deep' delete. The questions still exist in your pools and you can select them again if you deleted a part in error.

Under the new "Manage Parts" view, AT&S now allows you to **shuffle** questions within a part. In the above example, I have chosen to shuffle the components of part 1, whereas in the second part, I want my essays to be presented to students as authored. If shuffle is not checked, then part details come in their order.

**Preserve as-authored order for "draw" details in assessment parts**

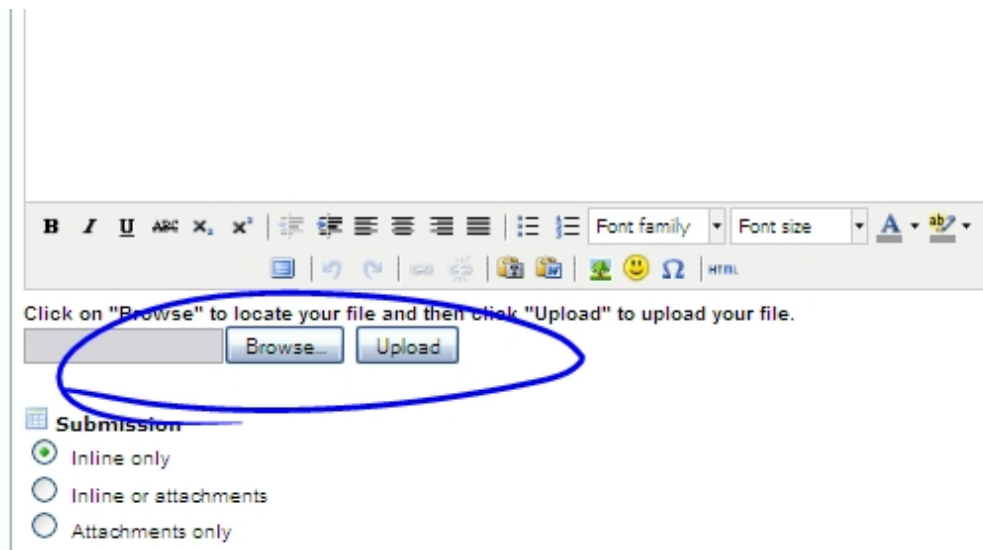
In the old "draw parts", they were made up of one or more "draws" from pools. If there were multiple draws, the order of these draws was not preserved. The part was always shuffled, so the order was not very important. When editing, the order was always shown sorted by the # questions selected (for no really good reason).

With our new "hybrid" parts, that have the option to be shuffled or not, order is important. Part detail order, for both picks and draws, is preserved.

For existing data, the old "by # questions drawn" order is initially preserved, until changed by further editing. This is important because the "random" sequence used to draw from parts is dependent on the order, and for assessments with existing submissions, should not be changed with this feature (else submissions would have a different set of questions than what would be expected under the new data structure for the assessment).

**Add attachment widget to essay and task questions**

Added attachments widget below the essay and task question text boxes. This allows instructors to attach supportive documents to assignments and essay or task exam questions quickly. There is no limit in number of attachments.

**Alert instructors of "locking" behavior upon test publication**

Upon clicking on "Publish" to lock an assessment and make it available to students, AT&S now alerts instructors of the impact of publishing - that the assessment is locked to question editing and point modifications.

**Make [Access key + S] correspond to a "Save" action**

Access key support for "Save" has been added to make it convenient for instructors to save often, using combo keys. [Access Key + s] will now "Save" your work across AT&S.

- In **Firefox**, access key support is achieved by holding down the **Shift + Alt +** pressing the **access key**.
- On **Internet Explorer**, access key support is achieved by pressing **Alt + access key**.

**Add "Done" and "Save" at the top of several views**

"Done" and "Save" buttons have been added on several screens throughout AT&S to make it convenient for users to complete actions or save their work, without having to scroll all the way to the bottom of the views.

Access key support (keyboard short-cuts) is available for "Done" and "Save" everywhere they are used.


Save = [Access Key + s]


Done = [Access Key + d]


**Highlight invalid questions in assessments**

To aid instructors in spotting bad questions, an 'invalid' icon is shown next to invalid questions. Instructors can then click on the question to fix it. Instructors cannot publish assessments that have invalid questions. If you don't have time to fix an invalid question, you may remove it prior to publishing.

Likewise, parts that have no questions are invalid. You will be prompted by AT&S that a part has no questions. You have a choice to remove blank parts (under Manage Parts) or add questions to them. 'Mc'i 'Wbbch'di V'jg\ 'Ub'UggYgga Ybh'i bh]' 'bj U'X'dUfhg'UFY'Zj] YX''

 **Remove system instructions for strict or flexible order in 1-question assignments** If an assessment is of "Assignment" type or it consists of only one question, AT&S no longer shows 'flexible' or 'strict' order system instructions in delivery. The "strict" order option is only available in tests and surveys. If an assignment has more than one question, by default, flexible order is allowed. No system instructions are shown.

 **Remove question # in 1-question assessments** If an assessment has only one question (i.e. assignment), there is no numbering in delivery.

 **Remove TOC in 1-question assessments** The Table of Contents and Next and Previous buttons have been removed completely (not just grayed out) from delivery / student view for 1-question assessments, as they are not relevant nor necessary.

[Back to top](#)

[Return to Etudes](#)